

ABOUT
BRANDING
CALENDAR
CURRICULUM

CONNECT

SHOP

FB



CHILDREN'S
MINISTRY

HEAVENLY PARENT'S DAY

JANUARY 17, 2020


CELEBRATION DATE: SATURDAY JANUARY 25, 2020

"God's Day" was founded on January 1, 1968 as one of the major Unificationist Holy Days.

On February 10th, 2013, it was renamed as "True Heavenly Parents' Day"

Putting God at the center of New Years.

Here you will find several resources you can use in your local Church, Sunday School or Home celebration:





What is "Heavenly Parent's Day"?

STARTING THE NEW YEAR WITH GOD, OUR HEAVENLY PARENT, AS OUR
CENTER BY REDEDICATING OURSELVES TO GOD.

CELEBRATED ON THE 1ST DAY OF THE NEW YEAR, ACCORDING TO THE
LUNAR CALENDAR.

"God's Day gives Him the opportunity to
show His love to His children."

"What kind of day is God's Day? For
God, it is a joyful day and a good day.
He wants to encounter good people on
this day. He wants to bless you and
celebrate this day with you, but actually,
He has no one qualified to receive that
blessing. All around the world people
are celebrating this first day of the year,
but only members of the Unification
Church celebrate it as God's Day.
Therefore, God wants to be with you this
day."

"Long in advance, you must begin to prepare for each new God's Day, planning what to offer from the depths of your heart... An offering is not limited to the time in which it is made. It becomes the gift of all things of creation, the gift of the children, and the gift of one's self. Before you come to God's Day, repent of all your ungodliness and sweep it away."

"On official holidays we must share everything with one another and live joyfully while God rejoices.""

— REV. SUN MYUNG MOON

SIGNIFICANCE:

GOD GAVE ADAM & EVE THE "THREE GREAT BLESSINGS" AT THE TIME OF CREATION. HOWEVER, THEY FELL AWAY FROM GOD AND WERE NOT ABLE TO FULFILL THEM. THROUGH THE WORK OF JESUS AND TRUE PARENTS, THE THREE GREAT BLESSINGS HAVE BEEN RESTORED AND BROUGHT US BACK INTO A TRUE RELATIONSHIP WITH GOD, OUR HEAVENLY PARENT, THUS ESTABLISHING TRUE HEAVENLY PARENT'S DAY.

"God blessed Adam and Eve and hoped that they would complete the Three Great blessings (1: to reach individual perfection, 2: to marry, become husband and wife and then build a family by conceiving children, 3: to be the owners of creation and to govern it with love.)

On the day that Adam and Eve got married, it would have been a day of joy not only for the perfection of two children of God, but also for Adam and Eve to stand as a husband and a

wife to each other, and for all creation to welcome their owner of true love. In other words, 'Parents' Day', 'Children's Day', 'Day of All Things', and 'God's Day' were supposed to be on the same day. However, when Adam and Eve fell, all of God's ideal of Creation was lost.

True Parents walked the path to restore God's ideal of creation that was lost. Overcoming various hardships, on April 11th, 1960, True Parents were wed through a Holy Wedding Ceremony. Due to their victory over the seven-year course of restoration, 'God's Day' was declared on January 1st, 1968."

SCRIPTURES

BIBLE VERSES:

"And God said, "Let there be lights in the vault of the sky to separate the day from the night, and let them serve as signs to mark sacred times, and days and years." -Genesis 1:14

"So God created man in his own image, in the image of God he created him; male and female he created them." -Genesis 1:27

"God blessed them and said to them, "Be fruitful and increase in number; fill the earth and subdue it. Rule over the fish in the sea and the birds in the sky and over every living creature that moves on the ground." - Genesis 1:28

"See what kind of love the Father has given to us, that we should be called children of God; and so we are." -1 John 3:1

"I will be your Father, and you will be my sons and daughters," declares the Lord Almighty." -2 Corinthians 6:18

"...God is love. Whoever lives in love lives in God, and God in them."-1 John 4:16

And you shall love the Lord your God with all your heart and with all your soul and with all your mind and with all your strength. -Mark 12:30

WORDS OF REV. SUN MYUNG MOON:

"God's love is the only unchanging and unique love."

"As we receive this glorious New Year, we start a new day and at the same time, start a New Year. I fervently ask and desire Your permission that everyone can leave the seed which can connect 365 days to the Father's glorious day."

"All around the world people are celebrating this first day of the year, but only members of the Unification Church celebrate it as God's Day. Therefore, God wants to be with you this

day."

"When God gives us love, how much would He want to give? God's love does not have a set limit. He wants to give infinitely. Even after giving everything, God still says, 'Because of you, I want to live in you.'"

FAMILY DISCUSSION QUESTIONS:

- How is God our Heavenly Parent? How do you feel God's love?
- What does it mean to start the new year with God at the center?
- How can we make goals and dreams centered on God? What does that mean to you?
- What kinds of internal goals and external goals do you have for the new year?
- What does "Heavenly Parent's Day" mean to you?
- What were the first words God gave to his children? (The Three Great Blessings) And what do they mean? How can we fulfill them?
- Take the quiz & discuss how you each personally connect to God: [**God Languages-Spiritual Styles Quiz**](#)

FOR PARENTS & GRANDPARENTS:

- Share about the first God's Day celebration you attended! Or favorite memories from past celebrations.
- What is special to you about Heavenly Parent's Day?
- How do you prepare yourself before celebrating a holy day?
- What does the family pledge mean to you?
- What is the significance of the fruits and beautiful food on the offering table?
- Reflect on the traditions you want to create in your own family. How can you celebrate this holy day in your home, church, community?

FAMILY TRADITIONS:

- **Offering Table:** Create a offering table together and hold a simple Family Pledge Service in your home- or attend a local ceremony
- **Cake:** Share a cake or favorite treat together as a family. Sing "Happy Heavenly Parent's Day to you!"
- **Banner:** Create a banner together as a family saying "Happy Heavenly Parent's Day!"
- **Gift:** To celebrate God & True Parent's love for your child: Give them a special [**gift.**](#)

FAMILY ACTIVITIES:

Click on the links for samples!

- [Group Birthday Cake for God](#) *craft*
- [Paperbag crowns](#) or [Paper plate party hats](#) *craft*
- [New Year's Eve Games](#) *games*
- [New Year's Sensory bin](#) *sensory activity*
- [New Year's shaker](#) *craft*
- [Balloon Drop](#) *activity*
- [New Year's Minute to Win It](#) *games*
- [New Year Party](#) *activity*
- **Letter to God:** Write a letter to God on your determination for the New Year.
- **Nature Walk:** Go on a nature walk together somewhere beautiful and observe God's beautiful Creation he made for us. Take a family photo together.

ACTIVITY PRINTABLE

SUNDAY SCHOOL LESSONS:

PARENTAL LOVE

GOD IN OUR HEARTS

REACH FOR THE STARS (GOAL SETTING)

GOD MADE PEOPLE

GOD IN MY HEART

PINTEREST BOARDS:

ACTIVITIES, CRAFTS, GAMES, VIDEOS, SONGS:


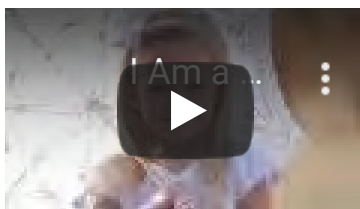
NEW YEARS

GOD IN OUR HEARTS

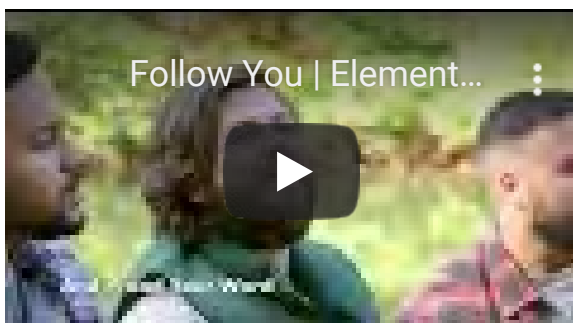
REACH FOR THE STARS

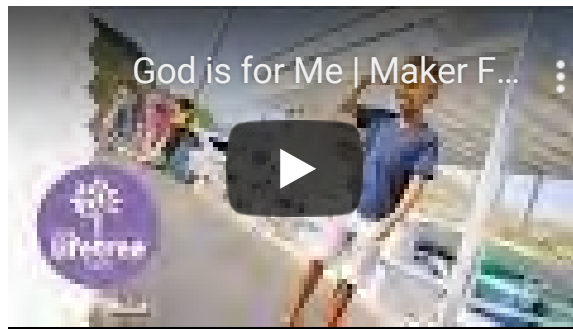
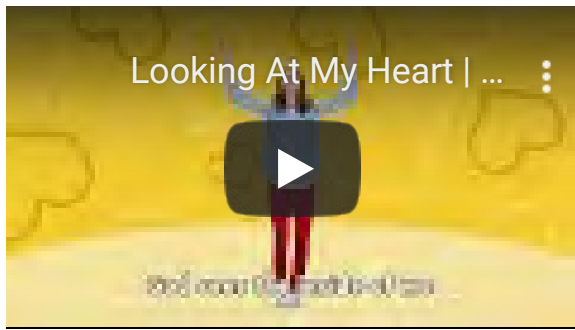
GOD LOVES ME

VIDEOS FOR WATCHING TOGETHER:



SING ALONG WORSHIP:





Brought to you by Family Federation National Children's Ministry

PREVIOUS

TRUE PARENT's Birthday

NEXT

True CHILDREN'S Day!

"God created human beings to be His children, partners in His true love." -SMM

[DONATION](#) | [PRIVACY POLICY](#) | [ABOUT US](#) | [CONTACT US](#)



Heavenly Parent's Day ACTIVITIES!

Celebrated on January 25, 2020- What kind of day is God's Day? For God, it is a joyful day and a good day. He wants to encounter good people on this day. He wants to bless you and celebrate this day with you, but actually, He has no one qualified to receive that blessing. All around the world people are celebrating this first day of the year, but only members of the Unification Church celebrate it as God's Day. Therefore, God wants to be with you this day.

NEW YEARS Pinterest Board

KIDS:

- [Group Birthday Cake for God](#) craft
- [Paperbag crowns](#) or [Paper plate party hats](#) craft
- [New Year's Eve Games](#) games
- [New Year's Sensory bin](#) sensory
- [New Year's shaker](#) craft
- [Balloon Drop](#)

YOUTH:

- [New Year's Minute to Win It](#) minute to win it
- [New Year Party](#)
- Write a letter to God, determination

AS A COMMUNITY:

- Make your own gimnap (make 3 rolls for someone else first)
- Charades/Fishbowl
- Entertainment

Lesson/Internal Guidance Theme Ideas:

- Starting the new (heavenly calendar) year with God, my Heavenly Parent! [Centered on God Animation](#)
- My Commitment- Goal setting: Internal & External goals
- [God Languages- Spiritual Styles Quiz](#)
- "God in our hearts" [Pinterest](#) / [Lesson](#)
- "God Loves Me" [Pinterest](#) / [Lesson](#)
- "Reach for the Stars" [Pinterest](#) New Year's Goal setting [Lesson](#)
- "Parental Love" [Pinterest](#) / [Lesson](#)

GIFT SHOP:

- [2020 Calendar](#)
- [Table Talk Principle Card Game](#)



True Parent's Birthday ACTIVITIES:

Celebrated on January 30, 2020- This is a day to celebrate the Holy Birth of The True Parents, Rev. Sun Myung Moon and Dr. Hak Ja Han Moon who have paved the way to transform humankind from Satan's lineage to God's lineage.

KOREAN CULTURE Pinterest Board

KIDS:

- [Rice sensory bin](#) sensory
- [Group Birthday Cake for True Parents](#) craft
- [Paperbag crowns](#) or [Paper plate party hats](#) craft
- [Korean drums](#) craft
- [Korean fan](#) craft
- [Korean Birthday Table](#) offering table!
- True Parents' Birthday Party!
- Birthday Cards for TP!

YOUTH:

- [Make Gimbap](#) sensory- making food
- [DIY Yut Game](#) craft + game
- [DIY Ddakji Game](#) craft + game
- Yut game
- [Korean rock game](#) game
- [Minute to Win It chopsticks](#) minute to win it

AS A COMMUNITY:

- Make your own gimpab (make 3 rolls for someone else first)
- Charades/Fishbowl
- Entertainment
- True Parents' Birthday Celebration

GIFT SHOP:

- [Look & Tell](#)
- [Light of Glory](#)
- TP Coloring Book

Lesson/Internal Guidance Theme Ideas:

- Who are True Parents to me? My Roots, Inheritance
- True Parents' Life
- [Lesson on True Mother](#)
- [Lesson on True Father](#)
- [YM True Parents Stockroom](#)



ABOUT
BRANDING
CALENDAR
CURRICULUM


CONNECT
SHOP
FB
CHILDREN'S
MINISTRY



PARENTAL LOVE

FEBRUARY 1, 2019

A lesson celebrating Parental Love- unconditional love that we receive from our parents and ultimately from God our Heavenly Parent. This lesson also celebrates Heavenly Parent's Day & True Parents' Birthday! We're so grateful to True Parents who teach us about the 4 Realms of Heart.



"Parental Love" Unit: 4 Realms of Heart

LESSON PURPOSE: LEARNING ABOUT OUR PARENTS' HEART AS WELL AS GOD, OUR HEAVENLY PARENT, AND TRUE PARENT'S LOVE FOR US.

MATERIALS: Picture Book, learning toys, craft supplies

BOOKS: God Gave Us You / Kissing Hand / Love You Forever / I Love You Stinky Face / Guess How Much I Love You

SONG IDEAS: God Loves Me Veggie Tales / I Love You (Barney Theme Song) / What a Wonderful World

AS CHILDREN ARRIVE: Choose 1 Sensory Activity:

- **Dolls:** Baby dollies, diapers, bottles, blankets, stuffed animals.
- **Mommy Daddy play centers:** kitchen play food, building tools, gardening, car garage
- **Playdough:** playdough & heart cookie cutters.
- **Birthday Sensory bin:** filled with streamers, pom poms, party hats, candles, balloons
- **Offering Table:** have children stack clementines, apples, wrapped cookies, etc. Children can holy salt, then stack and pray over it thanking God. And share the snacks later in the lesson.

SCRIPTURE: Display the weekly scripture reading, have an older child read it or use it in the lesson as you like.

"See what kind of love the Father has given to us, that we should be called children of God; and so we are." -1 John 3:1

"Grandparents handed down love to parents, the parents handed down love to a husband and a wife, and the couple handed down love to children... You were born of your parents, so your parents were the first ones to whom you could speak. Your first sound was "daddy and mommy." What are parents born for? They are born for their children!" -True Father

INTRODUCE the Lesson:

WELCOME: SONG, PRAYER, TP Greeting

REVIEW & TRANSITION:

We've been learning about the **4 Realms of Heart!** Last week, we celebrated **Valentine's day and how to be a good brother, sister/friend** to others by learning to give and live for others, not just ourselves. As we celebrate Heavenly Parent's Day & True Parents Birthday this month- we are going to **learn about the heart of a Parent!**

ATTENTION GRABBER:

- **Pregnant Mom or Baby- Show & Tell!** If you have a pregnant Momma or a little baby in your congregation- invite them to join you for 5 min! (Or use a photo). Discuss with the pregnant mom or parent of the baby about how God blessed Mommy & Daddy with a child to love! Talk about the baby growing inside mommy's belly and how the mommy & Daddy do different things to prepare for baby! **What did your parents prepare for you** when you were a little baby? Nursery, diapers, bottles, books, toys etc! Your parents have loved watching you grow in to big boys & girls since then! (Optional: allow children to dress & hold a baby doll or stuffed animal during the lesson)
- **True Parents Family Photo-** share a photo of True Parents with all of their children and grandchildren! Ask children who the big family is? Talk about True Parents, their big family and parental love.

INTRO:

Your parents want the world for you! Your parents loved you before you were even born! **Parental love is the highest form of love- it is unconditional** (loves no matter what!) **like God's love!** God, our Heavenly Parent, has a parental heart of love for all of his children! In the same way as True Parents and our own parents do.

CHOOSE 1 OR 2: READ A STORY, SING A SONG OR POEM, WATCH A VIDEO:

- **VIDEOS:** *click on the link for educational, sing along or dance videos*
 - [God Gave Us You](#) Storytime
 - [Part of My Heart](#) Read Aloud
 - [Family Finger Song](#) Fingerplay sing along
- **READ ALOUD STORY:**
 - [God Gave Us You](#) / [Kissing Hand](#) / [Love You Forever](#) / [I Love You Stinky Face](#) / [Guess How Much I Love You](#)

SONG OR POEM:

- **Love Is A Circle** Love is a circle, Round and round (make a circling motion with arm) Love goes up, (raise arms up) And Love comes down, (lower arms) Love is on the inside, (pull hands inward towards chest) Trying to get out, (pull hands away from chest) Love is whirling and twirling about! (move hands in a spinning motion)
- **Family Finger Song** Daddy finger, daddy finger, (thumb) where are you? Here I am, here I am How do you do? Mommy finger... (pointer finger) Brother finger... (middle finger) Sister finger... (ring finger) Baby finger... (pinky)

*TEACH the Lesson:

TEACHING POINT 1: PARENTAL LOVE

TEACHING WITH DISCUSSION: (Can write answers on a white board, draw pictures of the discussion or sit in a circle taking turns with a talking stick.)

- **Read or Watch a Story-** Share & discuss any main points from the story.
- **DISCUSS:** Optional: [Visual Family Printable](#)
- **What do your Mommy & Daddy do for you because they love you?**
 - Cook for me! Make me lunch. Tuck me in, bedtime stories. Daddy plays outside with me. Mommy does crafts with me. Drive the car, grocery shop, go to work, etc...
- **How did your parents prepare for you when you were in your Mama's belly?**
 - They sang to your belly, Mama ate healthy & listened to your heart at the doctor, prepared a nursery, bought bottles, diapers, baby books...
- **Do you remember being a baby? How did your parents love you then?**
 - They rocked me, held me, fed me milk, changed stinky diapers, sang lullabies, read stories, played with me...
- **What is your favorite way to feel love from Mommy and Daddy now? Grandparents? Aunties & Uncles? How do you know they love you?**
 - Hugs, kisses, "I Love You", playing together...
- **How does Parental love feel? How does God's love feel?**
 - Warm, safe, loving, embracing, sweet, nurturing

TEACHING POINT 2: UNCONDITIONAL LOVE OPTIONAL EXTENSION

INTERACTIVE LEARNING

- **Movement Activity-** Have children reach out their arms as wide as they can, stretch as high as they can! Hold hands all together and reach as far as they can. Explain that “unconditional” means your parents love you bigger and further and longer than that!
 - Use a measuring tape to measure different lengths and talk about how our parents, TP and God, our Heavenly Parent’s love can not be measured- it goes on forever!
- Your parents love you so much! They love you when you’re happy, excited, try something new, when you’re feeling sad, even when you’re upset. **Your parents will always forgive you** for mistakes and love you no matter what. You can always go to your parents for anything. **Your parents are so proud of you** when you learn new things and **receive the greatest joy from watching you grow!**

CONCLUSION:

As we celebrate Heavenly Parents Day & True Parents Birthday, we remember God’s love for us as a parent! Just like your parents prepared so much for your arrival as a baby, God prepared this beautiful world for us! **In the same way that your parents love you- God loves you!** So today we are **grateful for our Parents’ heart.** We give our parents big hugs & blow kisses of **gratitude to God, our Heavenly Parent, & True Parents** as we thank them for their love on these special church holy days.

TITHING & PRAYER:

Dear Heavenly Parent. **Thank you for our Mommy & Daddy** who love us so much! **Thank you for True Parents and for your love God!** We are so grateful. We want to receive all of that warmth, coziness and love to help us grow in to your wonderful children!

APPLY the Lesson:

GROUP ACTIVITIES: choose 1 :

- **TP Birthday Party!** Hold a mini Birthday Party holy day celebration. Sing Happy Birthday to God (to celebrate Heavenly Parent’s Day) and to True Parents! (to celebrate their Birthday). Some ideas: make & wear party hats, throw confetti, share a sweet, decorate a cupcake, play a game with balloons. Have children help set up a mini offering table or make a big card or giant cardboard birthday cake together for True Parents. Leftover Valentine’s decor & party games work great!
- **Valentine’s Minute to Win It Games**- Play fun love, heart themed games together!

CRAFTS: choose 1

- **Paper Plate Party Hats:** pre cut out triangles in the paper plates. Children can paint with watercolors, decorate with glitter, stickers, pom poms, tissue paper!
- **Cardboard Birthday Cake:** this is a whole group craft- have children all paint & decorate a giant cake together. Present it in the Sanctuary after Service or at your holy day celebration & take a photo of all the children with it! (Pre assemble wrapped boxes)
- **Invisible Message from God-** Write "God Loves ____." on each child's paper with a white crayon ahead of time. Have children paint with watercolors- to reveal God's special message! A really cool way to explain gods love. We can't always see it but it's there.
- **Kissing Hand:** Have children put their hand prints on a paper and put a heart sticker in the middle. Explain to parents that they can place a kiss in their child's hand that will go with them everywhere they go and help them feel safe and loved. It never washes off! **Kissing Hand Coloring Page**
- **Thank You Cards:** Have children draw a picture of their family and write (or teacher writes) what they love about their parents on the card. Card can be in the shape of a heart. Children can color & decorate.

SPECIAL: optional

- ***BABY PHOTOS:** Fun idea for next Sunday! **For next Sunday's lesson of "Children's Love" ask parents to bring in a photo of their child as a baby!** Then we'll play a baby photo guessing game with all the children. :) Teachers can also participate!

SNACK IDEAS:

- **Valentine themed** healthy snacks!

Enjoy the lesson! Feel free to submit photos to lgavin@unification.org Love seeing lessons come to life and each community

HOME CONNECTION- coming shortly!

PDF PRINTABLE HERE



LESSON: PARENTAL LOVE

"See what kind of love the Father has given to us, that we should be called children of God; and so we are."

-1 John 3:1

"What are parents born for? They are born for their children!" -True Father

In Class, We learned that our parents loved us before we were even born! **Parental love is the highest form of love- It is unconditional** (loves no matter what!) **like God's love!** God, our Heavenly Parent, has a parental heart of love for all of his children! In the same way as True Parents and our own parents do. We sang songs, made crafts & celebrated holy days!

At Home Continue learning with your child this week!

Family Activities:

- **Make Cards-** Have your child make thank you cards for God & True Parents thanking them for their love.
- **Read Alouds-** read some great parental love stories to your child: *Kissing Hand, Love You Forever, Guess How Much I Love You.*
- **Parent Experience:** share about how you prepared for your child, what pregnancy was like and the sweet things you loved watching your child learn! Discuss about the parental love from God, TP and Mommy & Daddy and how they love to watch you grow & learn!
- **Birthday Party-** Hold a mini birthday party for TP in your home. Practice using holy salt to bless, stacking fruit, praying and singing.

Save the image to share with parents!


ABOUT
BRANDING
CALENDAR
CURRICULUM

CONNECT
SHOP
FB
CHILDREN'S
MINISTRY

GOD IN OUR HEARTS

JANUARY 1, 2019

Let's start the New Year with God in our hearts! By inviting our Heavenly Parent to live inside of our hearts we can make positive decisions and choices centered on God. Children will learn about 3 things they can do to invite God into their hearts: Talking to God, Learning about God & Experiencing God. (In the optional extension, children will learn about physical & spiritual eyes and that we want to open the eyes of our heart to the light of God and True Parents.) A fun filled lesson with lots of heart activities.



LESSON PINTEREST BOARD

"God in Our Hearts" Unit: Child of God

LESSON PURPOSE: CARRYING GOD IN OUR HEARTS THROUGH OPENING THE EYES OF MY HEART!

MATERIALS: heart cut outs, googly eyes or eye stickers

BOOKS: "God's Love In My Heart" / "Come In to My Heart Lord Jesus" / "Every Which Way to Pray"

SONG IDEAS: Open the Eyes of My Heart / God Loves Me / I've Got the Joy Joy Joy / God's Love is so Wonderful / See Through Children's Eyes

AS CHILDREN ARRIVE: Choose 1 Sensory Activity:

- Winter Sensory bin: cotton balls, white & blue pom poms, rice, snowflakes...
- Find the Heart Sensory bin: Hide small hearts in a bin of rice.
- Playdough hearts: Have children use cookie cutter hearts and playdough.

SCRIPTURE: Display the weekly scripture reading, have an older child read it or use it in the lesson as you like.

"...God is love. Whoever lives in love lives in God, and God in them."- 1 John 4:16

"We must open our eyes again and look at God in whom we believe..."- True Father

INTRODUCE the Lesson:

WELCOME: SONG, PRAYER, TP Greeting

SONG IDEAS: Open the Eyes of My Heart / God Loves Me / I've Got the Joy Joy Joy / God's Love is so Wonderful / See Through Children's Eyes

For older kids: Give Me Your Eyes

REVIEW & TRANSITION:

Last week we learned that **we are perfect together!** God made us each unique and when we work together we can create something very beautiful that brings joy to God &

others! Does anyone know what holiday is coming up soon? **Valentine's Day!** That's right. :) Before we learn all about Valentine's day and love- we want to talk about **how to have God's love in our hearts first!**

ATTENTION GRABBER: choose 1:

- Have children **put eyes on hearts!** (drawing eyes on hearts on a board, googly eyes on heart cut outs, eye stickers on their own heart, pin the tail on the donkey type game...etc) **What do eyes do?** They help see! (Optional: Sing "I Use My Eyes To See" from previous lesson) We want the eyes of our heart & soul to see God and see good things.

INTRO:

Let's slide in to the **New Year with God in our hearts!** But how? Through **"Opening the Eyes of our Hearts"**. (Can show children a heart with googly eyes on it!)

CHOOSE 1 OR 2: READ A STORY, SING A SONG OR POEM, WATCH A VIDEO:

- **VIDEOS:** *click on the link for educational, sing along or dance videos*
 - **"Open The Eyes of My heart"** worship dance song
 - **"Love the Lord"** worship dance song
- **READ ALOUD STORY:**
 - **"God's Love In My Heart"** / **"Come In to My Heart Lord Jesus"** / **"Every Which Way to Pray"**
- **SONG OR POEM:**
 - "Hold my hand, God, lead the way. Help me be good every day. Let me know what's wrong and right. Keep me safe all through the night. Let me know what you have planned. Lead the way God, hold my hand."

*TEACH the Lesson:

TEACHING POINT 1: OPEN THE EYES OF MY HEART

God wants to live inside our hearts- He wants to be a part of our life, love us and help us make good choices. **In order to open our hearts** for God our Heavenly Parent, to dwell and live in us. **We can do 3 things!** Discuss the following. (Can write or draw pictures on a board as you talk. Use the bullet points below or create your own together).

TALK to God: You can talk to God about anything! He listens.

- **Prayer-** Prayer is the language of the heart! We can pray in the morning, before meals, at bedtime. We can even talk to God all day long and invite Him in to all we

do!

- **Song-** Worship God through singing or dance! Listen for his voice in the song lyrics.

LEARN about God:

- **Church-** going to Sunday School to learn about how to live a godly life!
- **Scriptures-** reading God's Words (hdh, Bible, DP, TPs words...) helps you learn how to guard and protect your heart- to let in goodness and keep out the bad.

EXPERIENCE God:

- **Loving Others-** share with your family & friends, serve and help others! Live like Jesus and True Parents do and our hearts can grow. Listening to and respecting your parents. They love you like God does!
- **Nature-** experience God's love through all of his Creation. Spend time outside admiring all the different nature & animals!

TEACHING POINT 2: SPIRITUAL EYES* OPTIONAL EXTENSION FOR OLDER CHILDREN

Inviting God to live in our hearts helps us to be a good son or daughter of God. It helps us make positive choices! We have our physical eyes that see the physical beautiful world.

The eyes of our heart are our spiritual eyes. We make important decisions with our heart. Our heart has eyes that can be open or closed. We want to **open the eyes of our heart to the light of God- so that we can make good choices** and live the way God and TP want us to live!

DISCUSSION:

- **What are the eyes of your heart called?** "Spiritual Eyes"
- **What can help us make good choices?** Opening up the eyes of our heart to God, inviting God to live in our hearts and be a part of our decision making. (vertical alignment)
- **How can we help open the eyes of our hearts?** Through talking to God, learning about God and experiencing God!

CONCLUSION:

We want to **open our hearts and invite God, our Heavenly Parent, to live inside us!** We can open the eyes of our heart by **Talking to God, Learning about God and Experiencing God.** Let's invite God to live in our hearts and center ourselves on God and True Parents. When our heart is centered- we can live a godly life and become

TITHING & PRAYER:

Ephesians 1:18- "I pray that the eyes of your heart may be enlightened..." Dear Heavenly Parent, **please open the eyes of our hearts so that we may see you!** We invite you to live inside our hearts and dwell within us. Thank you for your love. Amen. Aju.

APPLY the Lesson:

GROUP ACTIVITIES: choose 1 Team Building Activity:

- **Heart Hunt:** Hide construction paper hearts around the room beforehand. Have children use their eyes to find all the hearts!
- **Pin the Heart:** Play pin the heart on a large snowman cut out.

CRAFTS: choose 1

- **Open the Eyes of My Heart-** Have children make construction paper hearts with googly eyes & decorate with glitter, sequins, stickers etc!
- **Who Rules Your Heart-** Cut a heart in half the horizontal way. Glue each part of the heart on to a clothespin. When the clothespin is closed- it's like a normal heart. When you open it- the heart opens and inside is a little heart that says "God".
- **Snowman heart-** Have children make snowmen out of paper doilies, cotton balls or paper & add a heart as we "slide into the new year with God in our hearts!"
- **Penguin heart-** Have children make penguins out of construction paper & add a heart on the penguin as we "slide into the new year with God in our hearts!"
- **Heart Mobile-** Write 1 John 4:16 on a cloud. Have children write their names or decorate little hearts to hang as a mobile with string from the giant cloud or heart.
- **Heart Hands-** trace & cut out hand prints or use paint to make hand prints. Touch thumbs & pointer fingers together to make a heart shape in the middle. God lives in our hearts!

SNACK IDEAS:

- **Heart** shaped snacks!

Enjoy the lesson! Feel free to submit photos to lgavin@unification.org Love seeing lessons come to life and each community



Sunday School
HOME CONNECTION

Unit: Child of God



LESSON: GOD IN OUR HEARTS

"...God is love. Whoever lives in love lives in God, and God in them." -1 John 4:16

"We must open our eyes again and look at God in whom we believe..." - True Father

In Class. We sang "Open the Eyes of My Heart" and learned that we can **open the eyes of our heart by Talking with God** (prayer, song), **Learning about God**, (hdh- God's words, church) and through **Experiencing God** (loving others, respecting our parents). We want to open the eyes of our heart (our spiritual eyes) to the light of God, our Heavenly Parent, so that we can make good choices and live the way God and True Parents want us to live!

At Home. Continue learning with your child this week!

Family Activities:

- **Sing & Dance:** to "Open the Eyes of My Heart" and other holy songs & worship songs together.
- **Daily Prayer:** Pray together with your child- talk to God throughout the day!
- **Heart craft:** Make a heart craft and talk about how February is all about love and it starts with God in our hearts!
- **Go Sledding or Ice Skating together:** Say "Let's slide in to the new year with God in our hearts!" And invite God into the fun experience.



REACH FOR THE STARS

JANUARY 1, 2019

A lesson encouraging children to “Reach for the Stars” in the New Year! Let’s be a “Can Do Kid” by setting goals of the heart! Children will share about their Stars (accomplishments) and Wishes (goals). Did you know there are 2 types of goals? Goals that help your body learn and grow- external and goals of the heart that help your spirit grow- internal!?



LESSON PINTEREST BOARD

“Reach for the Stars- Goals of the Heart!” Unit: Child of God

LESSON PURPOSE: KICKING OFF THE YEAR BY BELIEVING IN OURSELVES & SETTING GOALS! (INTERNAL & EXTERNAL)

MATERIALS: stars, streamers, stick, tape, white board or large paper

BOOKS: *I'm a Can Do Kid* / *Chester the Brave* / *The Little Engine That Could*

Or a story about reaching for the stars, accomplishing a goal or New Years!

SONG IDEAS: *This Little Light of Mine* / *Twinkle Twinkle* / *I'm a Can Do Kid*

AS CHILDREN ARRIVE: Choose 1 Sensory Activity:

- **2019:** Have a large "2019" out for children to color & decorate together.
- **Trace Children's Hands:** Have them color them in to add to a "Reach for the Stars" bulletin board. Stars can also be painted with watercolors.
- **New Years Sensory bin:** Children play with streamers, balloons, numbers, ribbons, bows

SCRIPTURE: Display the weekly scripture reading, have an older child read it or use it in the lesson as you like.

"But as for you, be strong and do not give up, for your work will be rewarded." -
1 Chronicles 15:7

"Our ultimate goal is to be linked with God's lineage and become His true children." - SMM

INTRODUCE the Lesson:

WELCOME: SONG, PRAYER, TP Greeting

SONG IDEAS: *This Little Light of Mine* / *Twinkle Twinkle* / *I'm a Can Do Kid*

REVIEW & TRANSITION:

Happy New Year! Last time we had Sunday School was last year! We learned all about "Being a Light for the world to see!" Now it is the New Year of ____! (Show a large "2019"!) **Today we will learn about "goals" that can help us make our light shine bright!**

ATTENTION GRABBER: choose 1:

- **Let's Sing:** Tune of "Happy Birthday to You" Happy New Year to you! Happy New Year to you! Happy New Year dear friends! Happy New Year to you! Optional: You wear a hat & pop a confetti popper!
- **Jump for the Stars:** Hang stars, loosely tied with streamers from the ceiling or from a long stick. One at a time let children jump & "Reach for the Star!" Each child will

get to grab one. *Optional: Let children hold them in their laps quietly during the lesson.*

INTRO:

Who knows what kinds of lights there are in the sky? That's right, stars! *Optional: Sing Twinkle Twinkle)* Did you know that in our life, we want to reach high? **We want to reach to the stars!** That means we want to **be the best we can be**, being a "CAN DO Kid!"

CHOOSE 1 OR 2: READ A STORY, SING A SONG OR POEM, WATCH A VIDEO:

- **VIDEOS:** *click on the link for educational, sing along or dance videos*
 - [Can Do Kid Dance](#) Motion Song!
 - [This Little Light-](#) Dance Worship Song!
- **READ ALOUD STORY:**
 - [Can Do Kid-](#) Read Aloud Picture Book Video
 - [Chester the Brave-](#) Picture Book on Chester overcoming his fears by being brave through "Think, Tell, Do!"
- **SONG OR POEM:**
 - *I Can. I Can. I Can. I Can. I Can. I'm a Can Do Kid. Yes I Am! I Can. I Can. I Can. I Can. I Can. I'm a Can Do Kid. Yes I Am!*

*TEACH the Lesson:

TEACHING POINT 1: REACH FOR THE STARS!

To help us "Reach for the Stars" & be our best let's set some goals! Have you ever heard of a "New Year's Resolution?" Many people all over the world set goals- things they want to accomplish in the New Year! For example, when you were a baby you had a goal to learn to walk or maybe as a toddler you had a goal to go down the slide all by yourself at the playground or you have a goal to learn to ride your bike without training wheels. **To achieve this goal- you had to practice a lot and try and try again!** When you fell, **you got back up! You never gave up** and others cheered you on. Wasn't that a great feeling- accomplishing a goal? Let's look at some "Stars" and "Wishes" together...

INTERACTIVE LEARNING ACTIVITY: "Stars & Wishes"

- **STARS:** Let's reflect together about your "stars"- write down different things that the children are great at next to stars, **accomplishments!** (ex. I can brush my teeth! I can say "Thank You"!) Clap & cheer each other on for all the amazing things you can already do!

- **WISHES:** Let's make "wishes"- write down things that children want to learn to be good at, their **goals**, wishes for the New Year.

TEACHING POINT 2: GOALS OF THE HEART!

You made some really great Wishes (goals)! Let's look at them and see what kind of goals we made. We can make **"external" goals** like "I wish to learn to tie my shoe!" They are very important and **help our body grow**. And we can make **goals of the heart** **"internal goals"** like "I wish to share better with my brother!" that **help our spirits grow!**

DISCUSSION: Can sort the "Wishes" from above into "internal & external" or discuss.

- What is an **internal goal** of the heart you have to help your spirit grow?
- What is an **external goal** you have to help your body learn and grow?

CONCLUSION:

You're all great at so many things already, your "Stars"! And I can't wait to watch you learn and grow in this new year. **All of the wishes we made- are GOALS!** In 1 Chronicles 15:7 it says: *"But as for you, be strong and do not give up, for your work will be rewarded."* God, our **Heavenly Parent, and True Parents believe in you**- they want you to do great things! Your parents, teachers and friends are all here to cheer you on and help you reach your goals! You can do it. Let's be a Can Do Kid this Year!

TITHING & PRAYER:

Dear Heavenly Parent, thank you for all of our Stars- we can do so many amazing things! We pray for our Wishes & goals for the New Year. **Please help us to reach to the stars, do our best & never give up! We pray for our bodies and hearts to grow in this next year.** As True Father said: *"Our ultimate goal is to be linked with God's lineage and become His true children."* Amen. Aju!

APPLY the Lesson:

GROUP ACTIVITIES: choose 1

- **Ball & Bucket Game**
- **Mini New Years Eve party!** Streamers, balloons, noise makers, party hats, balloon drop, confetti poppers, sparklers, glows in the dark sticks, games, photo booth & "countdown to 12 noon!"
- **Kid safe Sparklers-** Go outside and light sparklers together! Place sparklers through a hole in a cup to shield the sparks.

CRAFTS: choose 1

- **Star Stamping-** Dip star cookie cutters in yellow paint to print stars onto blue construction paper!
- **Constellation Sensory Bag-** Fill sandwich bags with hair gel, stars and glitter! Shut with tape and let children squeeze and play.
- **Star Wand-** Create star wands! Using sticks, stars, ribbon, sequins, stickers etc. Teacher can write child's goal on the star.
- **Happy Face Goals-** paper circle face, eyes, smile, party hat (can use dot markers or stickers to decorate the hat) & rectangle paper to write on the goal.
- **Printable Stars & Wish Worksheet-** Stars & Wishes or Goals wks. Children can draw pictures or sound out words. Teachers can help write down the young child's answers.

SNACK IDEAS:

- Star shaped cookies or star fruit! Happy New Year treats! ;)

Enjoy the lesson! Feel free to submit photos to lgavin@unification.org Love seeing lessons come to life and each community



Stars & Wishes

Anchor Chart!

Home Connection:

Unit: Child of God

LESSON: REACH FOR THE STARS- GOALS

"But as for you, be strong and do not give up, for your work will be rewarded." -1 Chronicles 15:7

"Our ultimate goal is to be linked with God's lineage and become His true children." -SMM

In Class: Happy New Year! To start off the year, we reflected on our **STARS- accomplishments** and things we're really great at! And our **WISHES- goals** that we want to achieve!. We always want to reach for the stars, cheer each other on, never give up and do our best! **Internal goals help our hearts & spirit grow** and **external goals help our bodies learn & grow**. Today we jumped for stars, discussed & sang songs: *I Can, I Can, I Can. I Can. I Can. I'm a Can Do Kid. Yes I Am!*

At Home: Continue learning with your child this week!

Family Activities:

- **Family STARS & WISHES:** Create family stars & wishes together!
- **Vision Board:** Create a family vision board of things you'd like to see happen in 2018!
- **Try a new hobby together!** Riding a bike, t ball, tying shoes.
- **Heart Challenge:** Have a "Love" jar in the home. Whenever someone reaches a goal of the heart (like "sharing with my brother", "saying my prayers" etc) they can earn a pom pom to put in the jar. Once the family fills the jar together- they get a special prize like an ice cream party!

ABOUT
BRANDING
CALENDAR
CURRICULUM

CONNECT
SHOP
FB


CHILDREN'S MINISTRY

PEOPLE - ADAM & EVE!

SEPTEMBER 10, 2018



LESSON PINTEREST BOARD

"God Made People- Adam & Eve" Unit: God's Creation

LESSON PURPOSE: GOD MADE PEOPLE! ADAM + EVE.

MATERIALS: Learning & teaching toys: dolls, toy figurines, duplo blocks with animals + people. See below for craft supplies.

BOOKS: [God Made You Nose to Toes](#) / [The Creation Story](#)

SONG IDEAS: [My God Is So Great](#) / [He's Got the Whole World](#) / [We Are the World](#) / [It's a Small World](#) / [Creation Song](#)

AS CHILDREN ARRIVE: Choose 1 Sensory Activity:

- **Duplo Building-** Children build houses and buildings. Add in some duplo people and animals.
- **[Playdoh People](#)-** Print playdoh mats and have children make faces and design clothes using playdoh.
- **Dolls-** Provide children dolls, barbies or other toy figurines to play with.

SCRIPTURE: Display the weekly scripture reading, have an older child read it or use it in the lesson as you like.

"Then God said, "Let Us make man in Our image, according to Our likeness; and let them rule over the fish of the sea and over the birds of the sky and over the cattle and over all the earth, and over every creeping thing that creeps on the earth. God created man in His own image, in the image of God He created him; male and female He created them." - Genesis 1:27

"Then the Lord God formed man of dust from the ground, and breathed into his nostrils the breath of life; and man became a living being. -Genesis 2:7

"God blessed them; and God said to them, "Be fruitful and multiply, and fill the earth, and subdue it; and rule over the fish of the sea and over the birds of the sky and over every living thing that moves on the earth." Genesis 1:28

INTRODUCE the Lesson:

WELCOME: SONG, PRAYER, TP Greeting

SONG IDEAS: [My God Is So Great](#) / [He's Got the Whole World](#) / [We Are the World](#) / [It's a Small World](#) / [Creation Song](#)

REVIEW & TRANSITION:

During the month of October we've been learning all about the beautiful World God Made for us! About day and night; the sky, the land and the seas; the trees, fruits and vegetables; and the animals. But God wasn't done creating yet. The best thing is yet to

come! What do you think He created next? (Us! People! You + Me!)

ATTENTION GRABBER: choose 1

- **Playdoh Person-** Using a ball of playdoh, mold a person. Ask children to guess what you're making along the way. Say that God handcrafted each one of us and molded us like a Potter and his clay.
- **Globe Beach ball-** Pass around a globe beach ball in a circle (dollar tree) while singing "He's Got the Whole World in His Hands"

INTRO: TODAY WE WILL LEARN ABOUT GOD'S MOST PRECIOUS CREATION- HUMANS! GOD, OUR HEAVENLY PARENT, MADE US!

CHOOSE 1 OR 2: READ A STORY, SING A SONG OR POEM, WATCH A VIDEO:

- **READ ALOUD STORY:** [God Made You Nose to Toes](#) / [The Creation Story](#)
- **SONG OR POEM:**
 - **He Made Us!** *tune of London Bridge-* "God wanted to share his love, share his love, share his love. God wanted to share his love, so He made us! He made us in His image, His image, His image. He made us in His image, boys and girls. He asked us to be caretakers, be caretakers, be caretakers. He asked us to be caretakers, of all Creation. Everything that God had made, God had made, God had made. Everything that God had made- was very good!"
 - **Adam + Eve Song-** *tune of Farmer in the Dell* "God made the universe. God made the universe. He saw that it was good, Amen. God made the universe . Then God created man. Then God created man. He made Adam in His likeness. Yes God created man. God made the woman Eve. God made the woman Eve. He took a rib from Adam's side. God made the woman Eve. God placed them in Eden. God placed them in Eden. He said all this is yours for good. God placed them in Eden."
- **VIDEOS:** *click on the link for educational, sing along or dance videos*
 - [**God Made People- Animation](#) Bible Story focusing on why people are so special and different from all of Creation.
 - [*God Made People Finger Puppets-](#) Shorter version sharing about God's love and introducing the 3 Great Blessings.

*TEACH the Lesson:

TEACHING POINT 1: GOD MADE ADAM + EVE

TEACHING WITH DISCUSSION:

After God had finished creating the beautiful world, something was missing. He wanted someone to share His love with, someone to give this beautiful World to as a gift. God created people! God our Heavenly Parent said: "Let us make mankind in our image". God took some dust from the ground and He breathed a breath of life into the dust- this made the first man Adam. God saw that Adam needed a friend so he caused Adam to fall into a deep sleep. While he was sleeping, God made a woman out of one of Adam's ribs and called her Eve. He placed them in the most beautiful garden- the Garden of Eden and said "It is very good". He asked Adam + Eve to grow in God's love, have a beautiful family and to take good care of Creation.

Discussion:

- **Why did God make people?** To share his love with them. To share this beautiful world with them.
- **How did God make Adam?** Out of dust.
- **How did God make Eve?** Out of one of Adam's ribs.
- **Where did God put Adam + Eve?** In the Garden of Eden
- **What did He ask them to do?** 3 great blessings- Grow in God's love (become good people), love others + create a family and take care of Creation.

TEACHING POINT 2: WHAT MAKES US SPECIAL? OPTIONAL EXTENSION

TEACHING WITH DISCUSSION:

God made people different (from the animals). He breathed the breath of life into us. This means God gave us a spirit. God dwells within us, and lives in our hearts. He created us in His image, in his likeness- male and female. Everything about us- is a reflection of God, our Heavenly Parent. Everything about us is perfectly crafted and unique. We each have our own body, personality, style, talents and hobbies. God also made us co-creators- we can create just like God can! Can animals paint pictures, make buildings or sing songs? No- only we can be creative just like God! This makes us super special. We are God's special children whom He loves very much.

Discussion:

- **What makes people different from animals + nature?**
 - We have God's Spirit- the breath of life in us!
 - We are created in God's image- male + female. We are a reflection of God, our Heavenly Parent.

- We can create- like God. We can be artists, scientists, explorers, teachers, helpers... (Animals can't do that) This makes us special.
- We are God's children.

CONCLUSION:

Today we learned that when God made the World, his most precious creation was us! God's very first children were Adam + Eve. God loves us, his children, so much. He gave us the breath of life, created us in His image and made us each unique with special talents.

TITHING & PRAYER:

Dear Heavenly Parent, thank you for making Adam + Eve! Thank you for making us special and in your image. We are so grateful to be your children and to be loved by you. We will do our best to grow, love others and take care of the beautiful world you gave us. Amen.
Aju!

APPLY the Lesson:

GROUP ACTIVITIES: choose 1

- **Sing a Song:** We Are the World or It's a Small World
- **Pair Share:** Share about your favorites with a friend- favorite food, color, hobby etc
- **Meditate:** Listen to beautiful music and take a moment to close your eyes, take deep breaths- breathing in God's breath and love, letting his energy flow through our bodies.
- **When I Grow Up:** God made us each unique! Take turns sharing what you want to be when you grow up.

CRAFTS: choose 1

- **Spoon People-** Children draw faces on the back of a spoon. Help children tie on a piece of fabric for clothes with a small ribbon and glue on ribbon hair.
- **Stick People-** Help children shape a person out of sticks and pipe cleaners. Glue on a drawing of a face that the child drew.
- **Little Pumpkin-** Pre-cut pumpkins- have children decorate them, glue on green hand prints for leaves and a photo of their face. "Your little pumpkin."
- **Paper Plate Face-** Have children make their face + hair on a paper plate using stickers, buttons, yarn, markers. Post them on a bulletin board.
- **Around the World Bulletin Board-** Make an Earth. Have each child color +

decorate a **person**. Glue the people around the world.

- **Children of the World**- Print the coloring page.

SNACK IDEAS:

- **Oranges**- "Orange you glad God made you?" ;)
- **Gingerbread People**- Children can decorate with frosting and candies.

Enjoy the lesson! Feel free to submit photos to lgavin@unification.org Love seeing lessons come to life and each community

Home Connection:

PDF HOME CONNECTION PRINTABLE



uniqueness of each of your children. Ask them to share about their favorite things and what they want to be when they grow up.

- **Arts & Crafts:** We are co-creators like God. Create a beautiful painting or build something together.

PREVIOUS

[ANIMALS- sky, water, land!](#)

NEXT

[God Made the World!](#)

"God created human beings to be His children, partners in His true love." -SMM

[DONATION](#) | [PRIVACY POLICY](#) | [ABOUT US](#) | [CONTACT US](#)



OFFICIAL WEBSITE OF [FAMILY FEDERATION FOR WORLD PEACE AND UNIFICATION USA](#)

COPYRIGHT © 2018, FFWPU, USA (HSA-UWC) ALL RIGHTS RESERVED.





SUBSCRIBE



School of Love



DONATE!

:)

[HOME](#) [ABOUT](#) [PARENTS](#) [YOUTH](#) **[LESSONS](#)** [VIDEOS](#) [ACCOUNT](#)

 Log In

Receive NOTIFICATIONS!



Click "Receive Notifications" to have the latest lessons sent straight to your inbox!

Parent-Child Home Curriculum

Check out our lessons below which are designed for parents and children to create lasting memories and bond together deeply centered on the topics of love and sex. We want to support you in raising children with the tools needed to create true love centered on God.

ALL



God Designed Me



A Note to Parents...

AGES are recommended. You know your child and where he or she is at developmentally. Feel free to use whatever lesson you feel your child is ready for, even if it's an age group below or above the recommended level of your child.

LESSONS are posted weekly by age group- so you have a whole month to extend the lesson with the suggested activities. Don't feel rushed. See all parts of the lesson as optional and as a guide for you to have ongoing natural conversations with your child. :)

POSTING SCHEDULE Week 1: Sprouts / Week 2: Kids / Week 3: Youth / Week 4: Teens

VIDEOS: Make sure to check out the videos on our site as they support the lessons in a fun and engaging way! Some videos are designed to guide you as the parent and others for you + your kids to watch together and engage in discussion.





SUBSCRIBE



School of Love



DONATE!






[HOME](#) [ABOUT](#) [PARENTS](#) [YOUTH](#) [LESSONS](#) [VIDEOS](#) [ACCOUNT](#)

 [Log In](#)

"GOD IN MY HEART" PARENT BLOG

Updated: Nov 6, 2019

*NEW Blog for Parenting Youth + Teens

   We know how much God loves us, and we have put our trust in his love. God is love, and all who live in love live in God, and God lives in them. -1 John 4:16
NLT

PARENT BLOG · God In My Heart

4 

Recent Posts



"GOD IN MY HE..."



60

Write a comment



1



"GOD AS MY CO..."



47

Write a comment



"CHILD OF GOD"



76

Write a comment



1

[Log in](#) to leave a comment.



Amelia Chouchane

Oct 12, 2019

'Let them know how unconditionally they are loved and cherished by God.' Love this. Having one on one time to say I love you, God loves you. One on one time is so important and I'm glad to read this to remind me of that.

and possesses us as a perfect temple; we reflect God's virtue and power. Thus we can be as perfect as the Heavenly Father is perfect. This was the original pattern which God intended for humankind through Adam and Eve. - Rev. Sun Myung Moon, God's Warning to the World- Jesus' Standard of Goodness

Parents around the world universally desire for their children to be happy,

healthy, confident and able to make good choices which lead to success in all areas of their lives. From the moment we look into the eyes of our newborn babies, we know deep down that this is our greatest responsibility, whether we feel confident to do so or not. As our children grow we do our best to keep them safe, well-

nourished, stimulated and loved; physically, intellectually and emotionally.



Additionally, and possibly most importantly, parents have the privilege to guide our children

to knowing who their Heavenly Parent is, to nurture a sense of belonging, secure attachment and confidence in their relationship with God, that God is theirs and that they hold a unique place in God's heart. This will look different for every family and depends on many factors such as how much the children already innately feel a connection to God, how deep our own relationship and that of our spouse is with God, what traditions our families value and keep in our lives of faith. Wherever we feel we are currently in our journey of faith, exploring our relationships with God and each other will most likely bring up a myriad of thoughts and feelings in us. This is not surprising as what we think about God and what our relationship with our Heavenly Parent looks like informs our views on everything that is truly important in our lives; our identity, relationships with others, what we believe the purpose of life is, our understanding of morality, and where we choose to place our focus and invest our time and efforts. You could say that our family culture depends on what our relationship with God is like.



Thinking back on our own lives,

we may have been raised in a family who loved and served God and yet there were challenges which caused our relationship with God to suffer. Some may be at the very beginning of getting to know God and building a relationship with our Creator, while others feel relatively uninhibited to share the love they have for God with their children. Parenting our

own children bring the most important topics into focus as we navigate the ups and downs of life, needing to respond to difficult situations and tough questions every child will inevitably ask.

As our children enter adolescence, it becomes particularly important for them to see authenticity and integrity in adults around them. Our growing relationship with God serves as an inspiration to our children, to see us humbled, challenged and strengthened, loved and fulfilled by the ultimate source of unconditional love. Our children yearn to see what fulfilled human potential looks like and to see adults around them genuinely striving to be their best selves can only serve as an example to them.

How then do we guide our children in their spiritual growth, in knowing our Heavenly Parent and in giving and receiving love with God?

The answer, of course, is in first investing in our own growth in this area, in nourishing our own spirituality, our connection with the Divine within us and without. As we do this we will be in a much better position to love ourselves, our spouse and children the way God does and wants us to. Our growth and development is a living testimony to the awesome love of our Creator and connects us to each other in bonds of true love. Having a living and breathing relationship with God sharpens our conscience and awareness of what is right and what is wrong, even and especially when situations are ambiguous.



In parenting our children we face making many decisions for our children, then gradually include them and finally trust them to make decisions for themselves. We model

an authentic life of faith to our children and guide them to discover their own, unique way of relating with their Heavenly Parent. As they grow, we encourage them to create healthy habits that will build their life of faith, such as talking naturally and frequently with God, studying His Word, reflecting on their life and setting goals which help them to live with more purpose.



Knowing and feeling God's viewpoint and heart places us and our children in a stronger, more confident position to make difficult decisions, especially when those decisions are counter-cultural. No matter what the situation, with our hearts and minds in tune with God's, we can surmount any challenge and not lose ourselves along the way. Most importantly, we fulfill the very purpose for

which the entire Universe exists - so that God can hold us as his dearest creation and we find our deepest meaning and joy in sharing in a personal relationship with our Heavenly Parent.

PRAYER POINTS

1. Thank God for being able to be a Parent to have this awesome and growing

Contact
info@schooloflove.org



.....



SUBSCRIBE



School of Love






DONATE!

:)

- HOME
- ABOUT
- PARENTS
- YOUTH
- LESSONS
- VIDEOS
- ACCOUNT

 Log In



"CHILD OF GOD"

SPROUTS ages 2-6. You are a one of a kind, irreplaceable, valuable child of God.



Recent Posts

See All



"GOD IN MY HE..."



60

Write a comment



1



"MY 5 SENSES"



36

Write a comment



1



"GOD IN MY HE..."



111



1



4

choices centered on God their loving Heavenly Parent. Reminder- this lesson is here to help

[Log in](#) to leave a comment.

MATERIALS

- **SENSORY:** ball or beanbag
- **STORYTIME:** *God Knows Me* by Joel Anderson
- **CRAFT:** Oaktag (or construction paper), scissors, tape (or stapler), stickers, markers (or other coloring tools), other fun materials such as pom pom balls and sequins
- **ACTIVITY:** smartphone or tablet

INSPIRATION:

Read these scriptures together. Idea: use one as a memory verse!

"May you be content knowing you are a child of God... Let this presence settle into your bones, and allow your soul the freedom to sing, dance, praise, and love. It is there for each and every one of you." - Mother Teresa

"God's love is the original giving love; it is the unselfish, agape love." -Rev. Sun Myung Moon

"Neither height nor depth, nor anything else in all creation, will be able to separate us from the love of God..." -Romans 8:39

"You can be so confident as to say that without you God cannot be happy." - Rev. Sun Myung Moon, *A Prophet Speaks Today*

"If humankind could have been one with God as our Father, abiding with Him, living with Him in the greatest love, how happy we would have been! And on God's part, how happy He would have been to live with His true children. God Himself told me that the

most basic and central truth of this universe is that
God is the Father and we are His children.” -Rev. Sun
Myung Moon

SENSORY ACTIVITY

This activity is more interesting with 3 or more people, but 2 is just fine.

- **TOSS:** Toss a bean bag or small ball back and forth between each other, each time completing the sentence, “_____ is a child of God.” You can simply say each player’s name, but you can also extend to saying family members’ names, friends’ names; anyone from your pastor to your local librarian! Explain that EVERYONE is a child of God! Additional sentences you can use for more description are: “God knows my favorite color is _____”, “God knows I love to _____”.

INTRODUCTION

You are a one of a kind, irreplaceable, valuable child of God. He created you just exactly the way He wanted you to be. He loves you to the moon and back. Each person is different, so He loves each person differently for exactly who they are, but He loves us all the same amount.

STORYTIME

Option 1: Poem

In His Arms by Deborah Ann Belka

In His arms,
is where I find
peace and rest
for heart and mind.

I snuggle there,
for quite a while
after all I am . . .
still His child.

I curl up,
in His loving arms
He keeps me safe
from all that harms.

I feel all warm,
cozy and secure
His embrace
helps me to endure.

In His arms,
no better place
to cuddle up
in His grace!

Option 2: Storybook

God Knows Me by Joel Anderson



✿TEACHING MOMENT✿

Read this script to your child like a storytime.

You were created by God. Just like your Mother and your Father love you, God loves you. What kinds of things did your parents prepare for you when you were a baby? (A baby nursery- crib, baby toys, books, beautiful paint colors, babyproofing and more!) Just like your parents created a wonderful place for you to feel loved, safe and cozy in as a tiny baby- God created this whole beautiful world, the animals & flowers, for you to enjoy because He loves

you!

God loves every person in the world as a parent loves their child. He cares about you so much and He wants you to be so happy and healthy and strong. God knows all about you. He knows what you like to do and what you don't like to do; He knows what makes you happy and what makes you sad. When you are feeling good, God knows. When you are feeling bad, God knows. He sees everything you do, and it makes Him so happy.

God wants the best for you, just like we do. You can always go to God, your Heavenly Parent,



Contact

info@schooloflove.org

