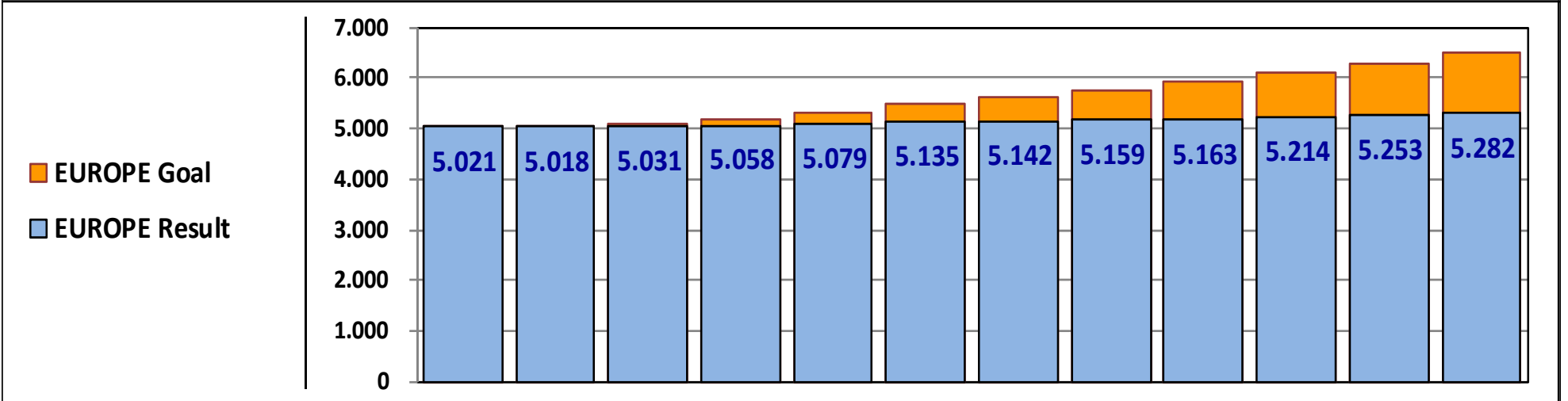


European KPI 2010

Prague 1.22 2nd year Choengi

Membership

	Jan 10	Feb 10	Mrz 10	Apr 10	Mai 10	Jun 10	Jul 10	Aug 10	Sep 10	Okt 10	Nov 10	Dez 10
--	--------	--------	--------	--------	--------	--------	--------	--------	--------	--------	--------	--------



EUROPE	Goal	5.021	5.044	5.074	5.170	5.313	5.459	5.599	5.734	5.926	6.096	6.290	6.485
	Result	5.021	5.018	5.031	5.058	5.079	5.135	5.142	5.159	5.163	5.214	5.253	5.282

5% Growth

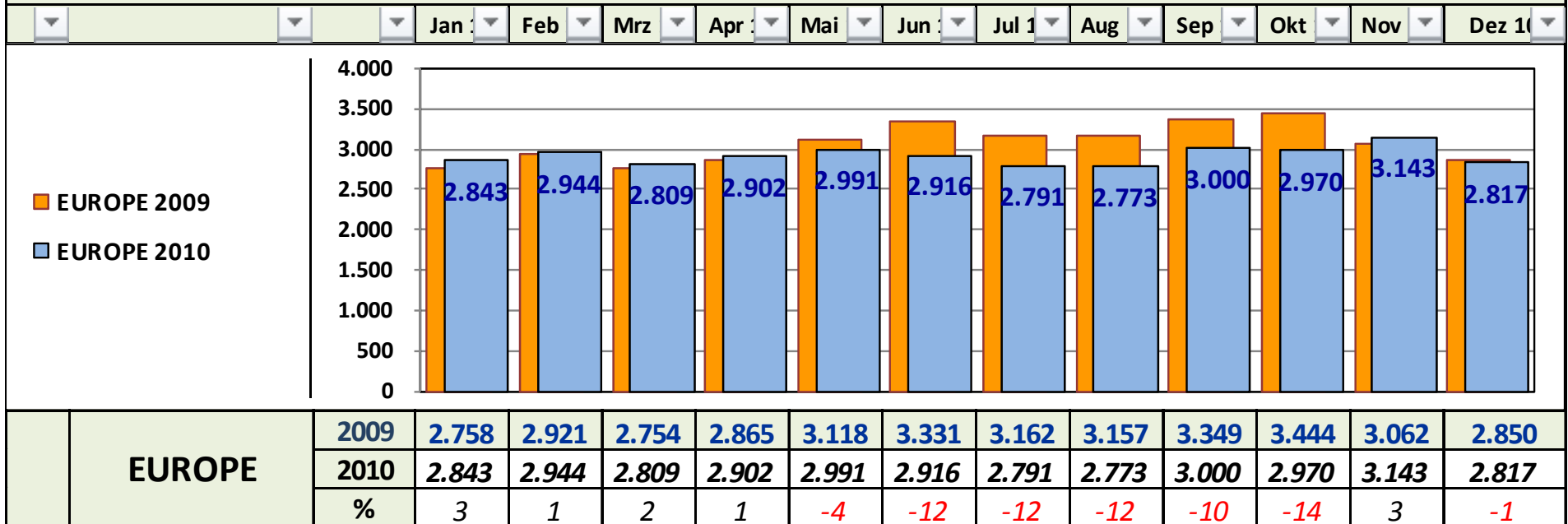
New Members

Cities		New Member	Former Associate	New born baby	moved to community	TOTAL
1	AT - Vienna	2	21	1	10	34
2	IT - Bergamo	1	17	0	1	19
3	ES - Madrid	8	1	3	5	17
4	UK - Birmingham	2	12	2	1	17
5	IT - Turin	8	8	0	1	17
6	PT - Lisbon	9	0	0	6	15
7	SK - Nitra	0	10	5	0	15
8	IT - Milano	3	10	1	0	14
9	AL - Tirana	12	1	0	0	13
10	AL - Elbasan	11	0	0	0	11
11	CZ - Prague	3	4	2	1	10
12	ES - Barcelona	1	3	3	3	10
13	AL - Korca	10	0	0	0	10
14	IT - Rome	5	3	0	0	8
15	HU - Budapest	1	2	4	0	7
16	FI - Helsinki	4	0	3	0	7
17	CH - Central	2	0	2	3	7
18	UK - Bromley	5	0	1	0	6
19	DK - Copenhagen	0	0	0	6	6
20	HR - Zagreb	0	0	5	0	5

New Members

Cities		New Member	Former Associate	New born baby	moved to community	TOTAL
21	IT - Naples	0	5	0	0	5
22	DE - Düsseldorf	0	0	0	4	4
23	NL - Amsterdam	4	0	0	0	4
24	AL - Vlora	3	1	0	0	4
25	RO - Bucharest	3	0	1	0	4
26	AL - Shkodra	4	0	0	0	4
27	LU - Luxembourg	1	0	0	3	4
28	NO - Oslo	0	0	3	0	3
29	UK - Wales	0	0	3	0	3
30	UK - South London	1	0	1	0	2
31	DE - Frankfurt	0	0	1	1	2
32	DE - Nürnberg	0	0	0	2	2
33	DE - Berlin	0	0	0	2	2
34	HU - Pecs	1	0	1	0	2
35	BH - Sarajevo	2	0	0	0	2
36	CZ - Brno	2	0	0	0	2
37	CZ - Pilsen	0	0	2	0	2
38	DE - Munich	0	0	1	0	1
39	UK - HQ	0	0	1	0	1
40	DE - Stuttgart	1	0	0	0	1
41	SL - Ljubljana	0	0	1	0	1
42	BE - Brussels	0	0	1	0	1
43	DE - Bonn	0	0	1	0	1
44	DE - Hannover	0	0	0	1	1
45	HU - Gyor	0	0	1	0	1
46	ES - Malaga	0	0	0	1	1
47	IT - Bologna	1	0	0	0	1

Church Attendance



Jan 2010 = 2.843

Nov 2010 = 3.143

10% Growth

Sunday Service

Cities		Average 2009	Average 2010	Increase Decrease	
1	IT - Padua	18	36	18	97,82 %
2	UK - HQ	47	92	45	94,77 %
3	AL - Vlora	12	22	10	78,77 %
4	SK - Nitra	14	25	10	72,40 %
5	AL - Shkodra	9	14	5	60,65 %
6	IT - Milano	33	50	17	50,47 %
7	NL - Amsterdam	43	65	21	49,27 %
8	FR - Bourgogne	4	5	2	46,70 %
9	ES - Malaga	11	16	5	45,38 %
10	IT - Florence	9	13	4	45,09 %
11	FR - Massy	7	11	3	44,45 %
12	AT - Vienna	76	109	33	44,09 %
13	IT - Rome	34	48	14	42,42 %
14	UK - Birmingham	42	59	17	40,00 %
15	FR - Arpajon	9	13	4	38,04 %
16	IT - Bergamo	41	56	15	36,32 %
17	UK - Scotland	28	37	10	35,19 %
18	AL - Elbasan	14	19	5	34,72 %
19	FR - Orsay	15	20	5	34,26 %
20	SL - Ljubljana	21	28	7	33,33 %

	100 and more
	60 - 100
	30 - 60
	0 - 30

Sunday Service

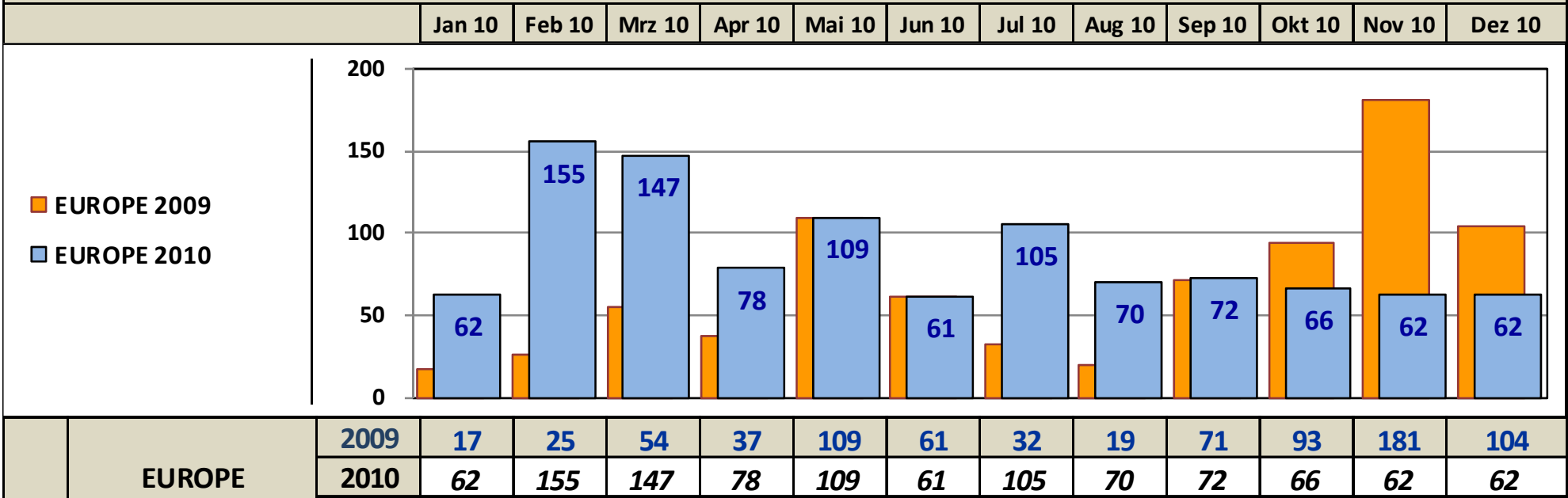
Cities		Average 2009	Average 2010	Increase Decrease	
21	UK - N London	48	63	15	31,33 %
22	AL - Korca	17	22	5	28,10 %
23	ES - Madrid	79	101	22	27,93 %
24	CZ - Pilsen	9	11	2	26,78 %
25	IT - Turin	26	32	7	25,87 %
26	NO - Oslo	39	48	9	24,29 %
27	HU - Szeged	11	13	3	23,73 %
28	DE - Stuttgart	42	51	9	21,55 %
29	UK - South London	93	112	20	21,20 %
30	HU - Kaposvar	3	3	1	20,80 %
31	HU - Budapest	54	65	11	20,78 %
32	UK - Wales	16	20	3	20,45 %
33	SK - Bratislava	37	44	8	20,42 %
34	RO - Bucharest	16	20	3	19,17 %
35	HU - Pecs	18	21	3	17,99 %
36	SE - Stockholm	59	70	11	17,90 %
37	HU - Gyor	11	13	2	17,56 %
38	DE - Bonn	25	29	4	17,33 %
39	IC - Reykjavik	14	16	2	17,32 %
40	AT - Linz	26	31	4	16,88 %

	100 and more
	60 - 100
	30 - 60
	0 - 30

Sunday Service

Cities		Average 2009	Average 2010	Increase	Decrease
41	PT - Lisbon	71	81	10	14,09 %
42	UK - Bromley	49	55	7	13,80 %
43	CZ - Prague	57	64	8	13,50 %
44	AT - Klagenfurt	6	6	1	12,85 %
45	UK - West Country	28	31	3	10,41 %
46	AT - Graz	16	18	2	10,31 %
47	FR - North	22	24	2	9,93 %
48	ES - Barcelona	31	34	3	9,48 %
49	IT - Naples	8	9	1	8,72 %
50	FI - Helsinki	57	61	4	6,53 %
51	FR - Les Ulis	23	24	1	5,63 %
52	AT - Innsbruck	23	24	1	4,61 %
53	CZ - Brno	9	9	0	4,06 %
54	DE - Düsseldorf	80	83	3	4,04 %
55	BH - Sarajevo	9	9	0	0,98 %
56	DE - Munich	52	52	0	0,13 %
57	ES - Seville	0	0	0	0,00 %

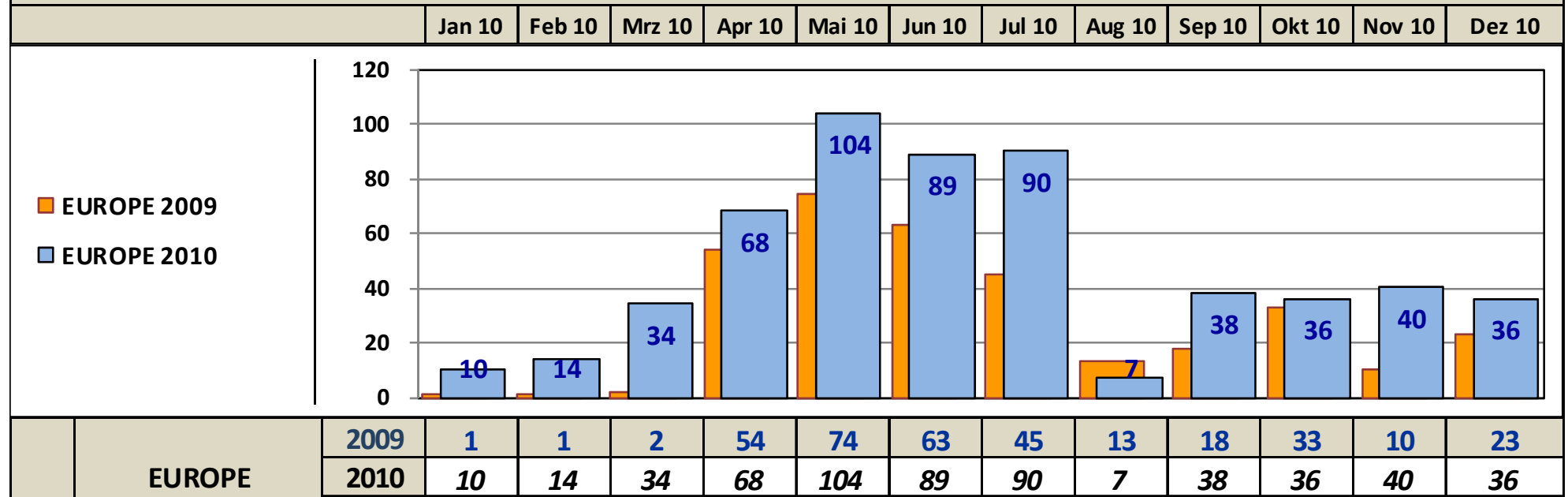
1 Day Divine Principle Workshops



2009 = 803
2010 = 1.049

30% Growth

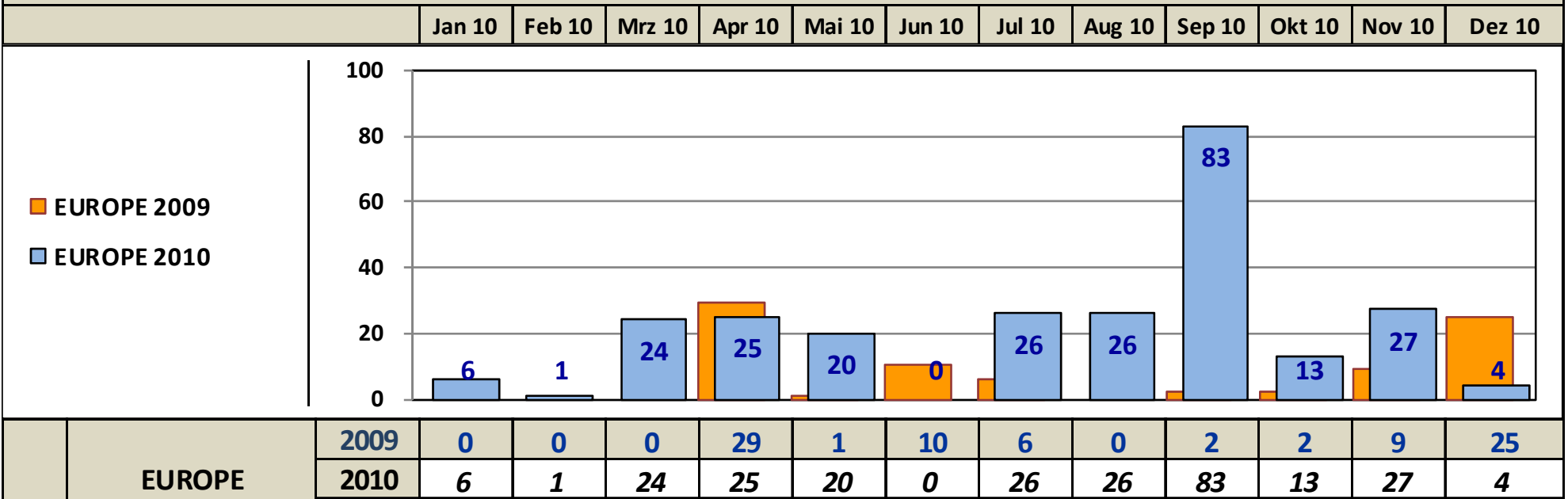
2 / 3 Day Divine Principle Workshops



2009 = 337
2010 = 566

68% Growth

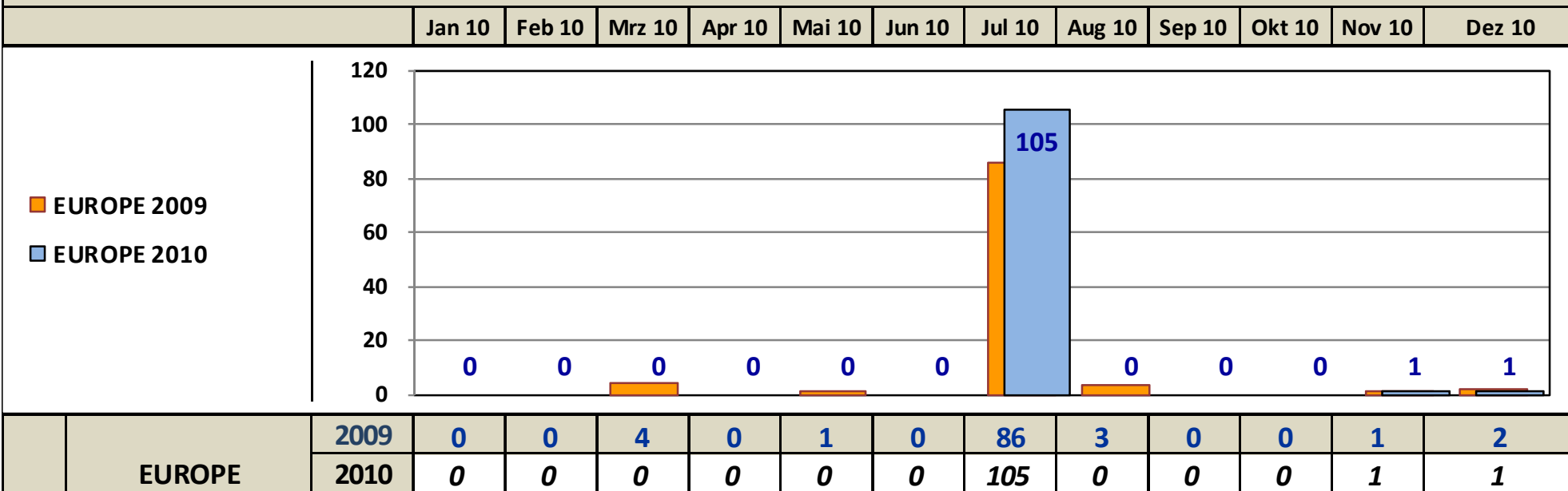
5 / 7 Day Divine Principle Workshops



2009 = 84
2010 = 255

203% Growth

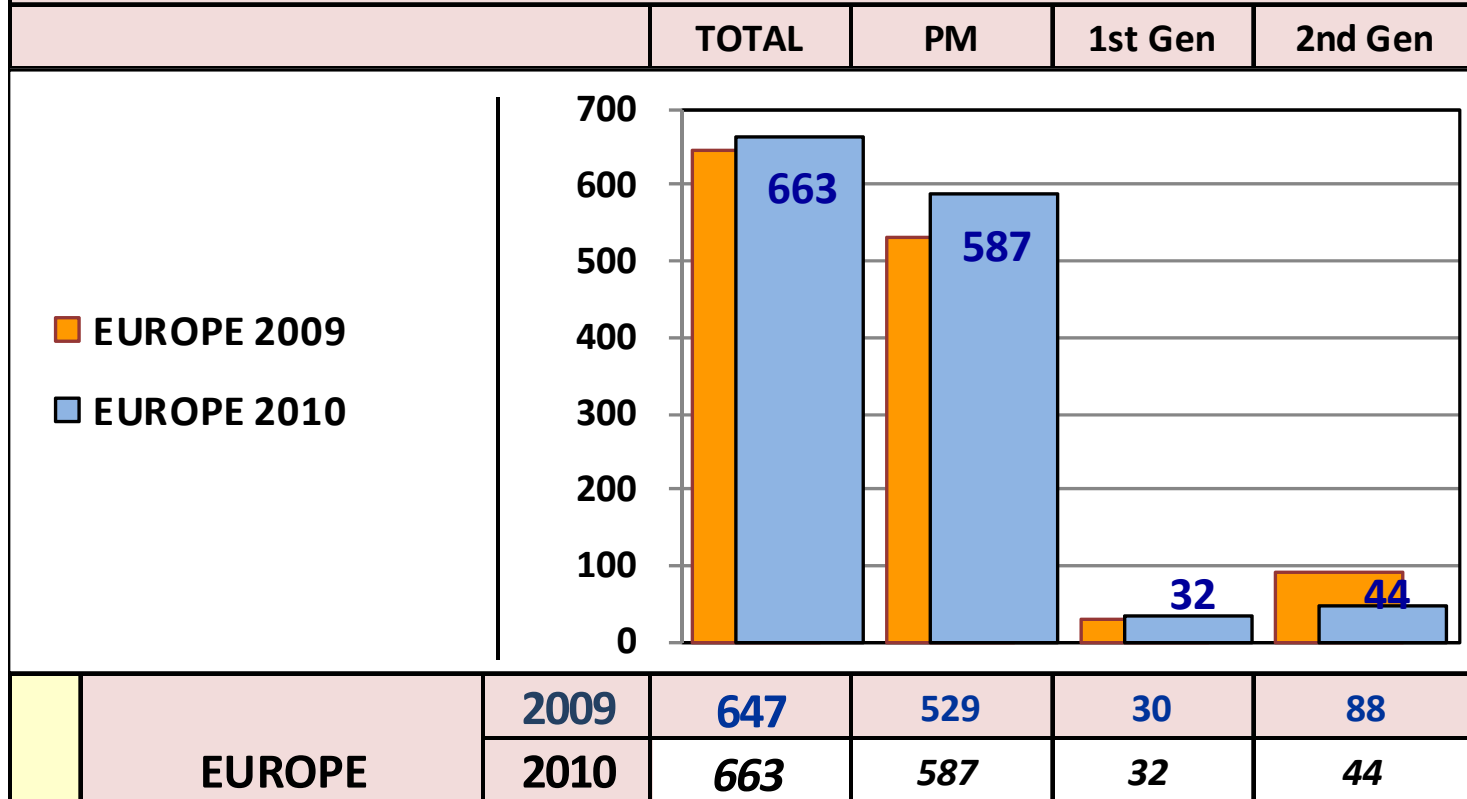
15 / 21 Day Divine Principle Workshops



2009 = 97
2010 = 107

10% Growth

Blessing



2009 = 647
 2010 = 663

10% Growth

Blessing		
Cities		2010
1	UK - Birmingham	283
2	UK - South London	66
3	AL - Tirana	60
4	ES - Madrid	59
5	NL - Amsterdam	59
6	UK - HQ	53
7	AT - Vienna	52
8	UK - North England	38
9	PT - Lisbon	32
10	IT - Turin	29
11	DE - Stuttgart	28
12	AL - Elbasan	24
13	HU - Budapest	24
14	IT - Padua	24
15	NL - Utrecht	23
16	CH - Central	22
17	CZ - Prague	22
18	AL - Korca	21
19	HU - Kaposvar	20
20	FR - North	18

21	IT - Milano	17
22	DK - Copenhagen	16
23	SM - Pesaro	15
24	IT - Home Towns	14
25	UK - N London	13
26	BE - Brussels	12
27	NO - Oslo	12
28	UK - Wales	12
29	DE - Berlin	11
30	UK - Bromley	11
31	AL - Vlora	10
32	CH - West	10
33	FR - Les Ulis	10
34	FI - Helsinki	9
35	RO - Bucharest	9
36	CH - East	8
37	IT - Bergamo	8
38	AL - Shkodra	6
39	UK - Scotland	6
40	DE - Frankfurt	5
41	SK - Bratislava	5
42	DE - Düsseldorf	4
43	FR - Arpajon	4

44	FR - Brietagne	4
45	FR - Massy	4
46	FR - Orsay	4
47	FR - Paris	4
48	IT - Rome	4
49	MC - Nice	4
50	MD - Skopje	4
51	PT - Porto	4
52	SE - Stockholm	4
53	DE - Giessen	3
54	IT - Naples	3
55	AT - Linz	2
56	DE - Munich	2
57	ES - Barcelona	2
58	HU - Pecs	2
59	IC - Reykjavik	2
60	LU - Luxembourg	2
61	SL - Ljubiljana	2
62	SM - San Marino	2
63	AT - Graz	1
64	CH - South	1
65	DE - Hamburg	1
66	DE - Hannover	1
67	DE - Nürnberg	1
68	FR - Chartres	1
69	SK - Nitra	1